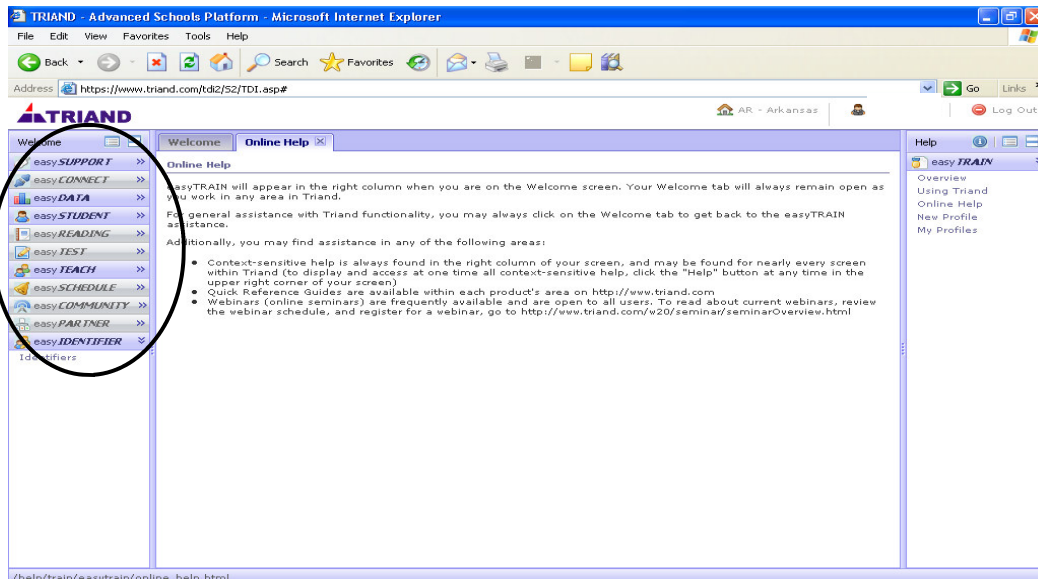




Triand Overview

The new Triand has more efficient navigation with many new features throughout. To name just a few, flexibility has been increased by adding right-click menus to many Triand areas. The movable and collapsible left navigation menu allows access to favorite areas of Triand and at the same time and switch back and forth between areas. Additionally, dynamic context-sensitive Help files are on the right side of each and every screen!

Once you are logged into Triand, there is a new interface with eleven modules. These modules can be seen on the left side of the screen.



Firefox may be used as the web browser for Triand since it seems to be twice as fast as Internet Explorer. You may download Firefox for free from:

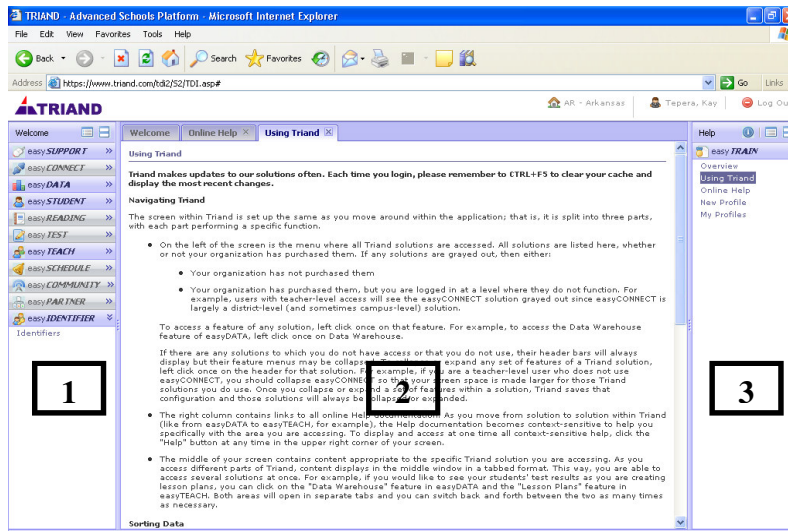
<http://www.firefox.com>



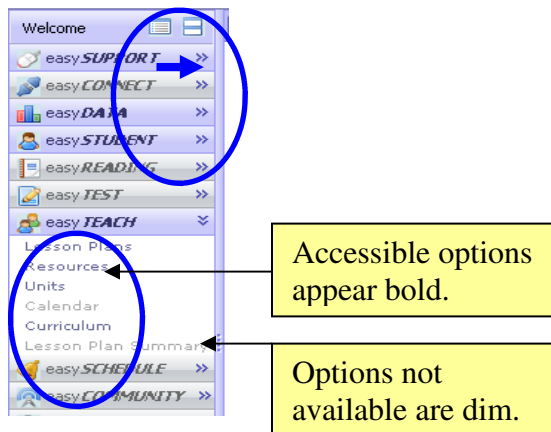


The right mouse button will be used quite often in Triand to filter results.

There are three main areas of the screen as displayed below.



1. The left side of the screen displays the eleven modules. Double arrows (>>) appear at the end of each module. When you left click on these arrows the full menu will display. Left click again to collapse these menus. Options that are not available will be grayed out, and options that are accessible will appear bold.



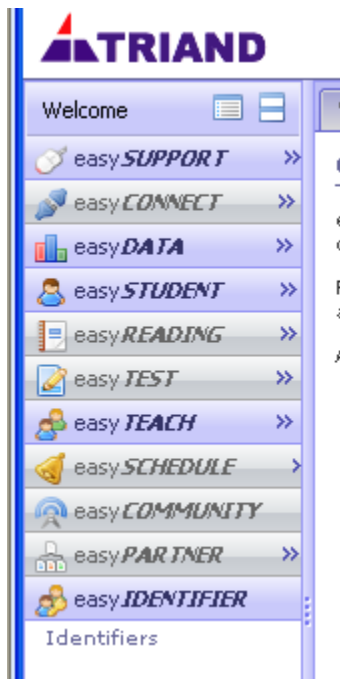
2. The center of the screen displays what has been chosen from the left or right side menus. As selections are made, tabs are displayed at the upper portion of the screen. These tabs make it easier to move from one area to another by

clicking on the tab. Click on the X in the upper right corner of the tab to close a tab.



3. The right side of the screen displays Help, Profiles, and documentation.

The modules on the left side of the screen are shown below. Included are brief descriptions of each module.



The modules used most frequently are:

easySUPPORT-has a link to see Users in the district and Roles allows modification of user roles within Triand.

easyDATA-gives you access to ACTAAP, ITBS and Benchmark scores.

easySTUDENT-primarily for those involved with sending and requesting transcripts.

easyTEACH-allows you to create and review lesson plans and use resources aligned with state standards.

easyIDENTIFIER-search for all people attached to your district including students, teachers, and parents. This is the module to look up a local or state ID number.

Check <http://www.triand.com> for more product specific manuals within the Help documentation area.